



## CLASS DESCRIPTION


**Centers for the Arts Bonita Springs  
2018 Class Workshop Description:**

### **SEASCAPES IN OIL**

**Capture the atmosphere and the wave**

**March 26-28, 2018**

**9:30 a.m. - 4 p.m.**




This amazing studio seascape painting workshop will yield several waves and exciting seascapes over a 3 day period. Class will cover the basic principles of


oil painting with regard to seascape painting. Discussions and lectures on basic composition, massing, building form, light and shadow, near and far, capturing and developing atmospheric distance and depending on your own style, knowing when a work is finished (learning how to not overwork you painting). Students will work in their own style/technique so that the finished work is their own.

Douglas will overview his palette and concepts his work entails. After a brief morning intro and adequate time to mix and set up the palette, Douglas will demo a seascape and have the class follow along. Much time will be allowed for individual discussion and review in a systematic rotation. Various seascapes will be painted over the 3 day workshop and some incredible paintings will be accomplished. Depending on the skill level of each student, students are able to grow and develop at a rate that is to their comfort. Demos and individual discussions/instruction will help each student to begin to reach the preliminary goals they are striving to meet. Plan to produce several paintings. Plan to bring notebook/sketchbook and enjoy some demos along with some great stories to help you remember these principles that are the foundation of Douglas' teaching.

### **Douglas' Biography**

Douglas David has painted his way across the country, capturing the beauty and spirit of the things he loves- tranquil country landscapes, sunrises and sunsets on his favorite beaches, a simple pitcher of spring





lilacs or peonies, a lemon, lime or a slice of watermelon on a checked tablecloth. Paintings that reflect comfort, warmth meaning and simplicity: similar to everything important to him- his close knit family, life-long friendships, creatively fulfilling

work and giving his best. A recipient of numerous regional and national awards and honors, Douglas' teaching is a way of giving back and sharing some of his journey with those who choose to study with him. For more detailed information, visit [www.douglasdavid.com](http://www.douglasdavid.com).

### **Class supply list:**

(these are not absolute, just my way of getting to a good result)

French easel

liquin

mineral spirits

Landscape/Seascape oils- Utrecht brand(or your favorite brand) Cad. Red Light, Aliz Crim., Phthalo Blue, Phthalo Green, Ultram. Blue, Ultram. Violet, Lemon Yellow, Yellow Green, Green Earth Hue, Prussian Green, Yellow Ochre, "Permalba" White, Unbleached Titanium, (OPTIONAL oils- Holbein brand- Ivory White, Jaune Brilliant Greenish Umber Mixture, Sap Green Burnt Sienna, Jaune Brilliant No 1, 2, 3 and or 4 , Cad. Orange, Cad. Red Medium, Cad. Yellow Light, Ivory Black)

Paper Towels, Sunscreen, Sunglasses, Hat, Water

Backpack (or some simple way to carry paint and supplies)

disposable palette pad, palette knife

brushes- filberts- #2,4,6 maybe 8 or 10

rounds- in above sizes if you prefer round over filberts.

rounds- in really small like #0,1, or 2- to be able to put in some detail and sign

a few throw away bristle brushes from hardware store in 1" and 2-2.5" sizes

Canvases- Quantity 2-3 5"x7", 2-3 8"x10"

1-2 10"x20" or 12"x16" or 16"x20" or 15"x30"(or whatever size desired for larger painting)

And anything else student needs to help them paint well and feel comfortable.

Please prime all canvas with a thin coat of thinned down Cad Red light and Permalba white to make a pink or light red tone on canvas. (This can be done first thing in class if needed).

Douglas has a "suitcase of supplies" he brings along, it includes some recommended books, and some supplies in case a few students need a few items that are forgotten.

Douglas also will offer a “BASIC PAINT KIT” (while supplies last) which includes all the basic oils, brushes, palette knife, palette and canvas panels and medium for those who do not want to buy these supplies individually. You would need to bring some paper towels and rubber gloves. Price \$150., while supplies last.

### **Class Tentative Outline**

#### **Day 1**

*1st hour:* Welcome/Overview of Class.

*2nd hour:* Discuss principles and mix palette.

*Lunch:* Brown bag.

*Afternoon:* In studio.

#### **Day 2**

*1st hour:* Brief review in studio.

*Morning:* In Studio.

*Lunch:* Brown bag.

*Afternoon:* In Studio.

#### **Day 3**

*1st hour:* Overview/Review Specifics.

*Morning:* In studio.

*Lunch:* Brown bag.

*Afternoon:* In studio.

*Last hour and half:* Select and display various paintings accomplished / a small class show with discussions and summary by Douglas ends workshop on a very high note.